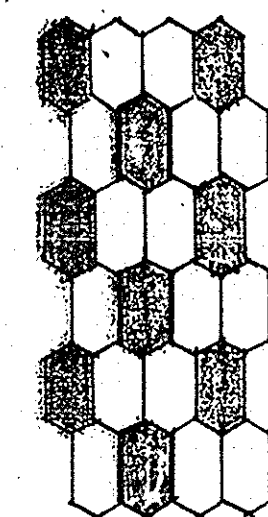
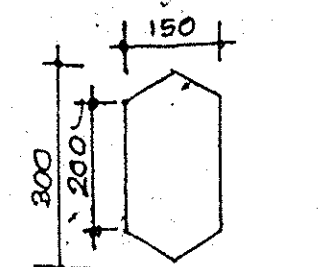
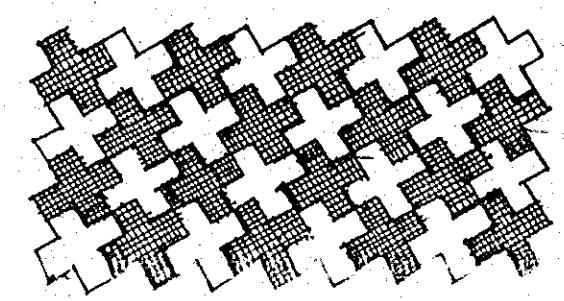
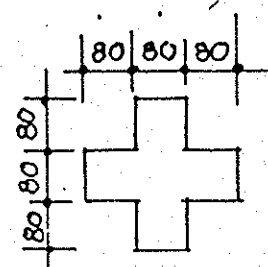


NOTES:-

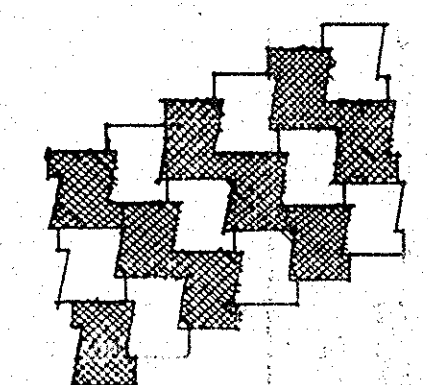
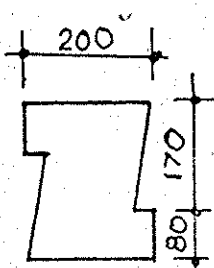
1. CONTRACTOR TO CHECK AND VERIFY ALL DIMENSIONS BEFORE EXECUTION OF WORK.
2. FIGURED DIMENSIONS SHALL BE FOLLOWED.
3. ALL DIMENSIONS ARE GIVEN IN MILLIMETRES.
4. EXECUTIVE AUTHORITY SHALL CHECK THE DRG. BEFORE TAKING EXECUTION IN HAND.
5. INTER LOCKING BLOCKS SHALL CONFORM TO IS-1237.
6. WIDTH OF PAVING SHALL BE AS SHOWN IN MAIN ARCHITECTURAL DRG.
7. SHADED TILES (■) INDICATE DARK COLOUR & UNSHADED TILES (□) INDICATE LIGHT COLOUR.




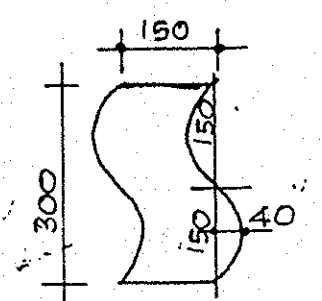
P-5 ✓



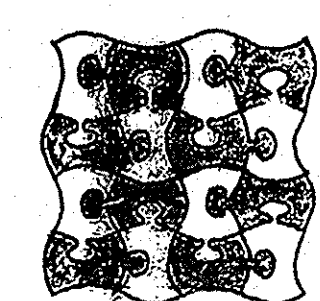
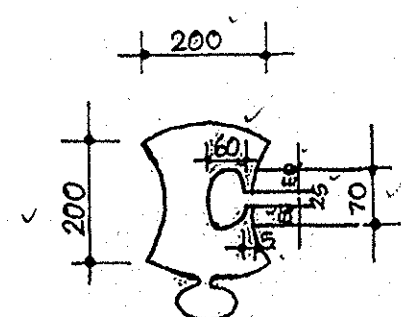
P-9 ✓



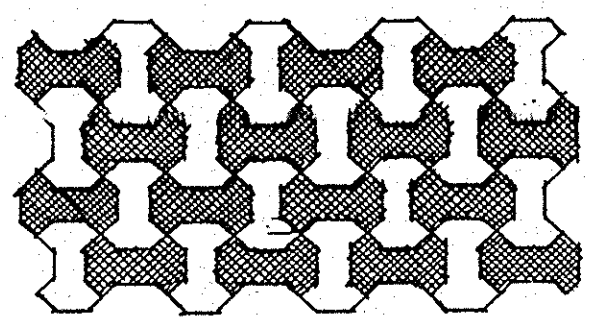
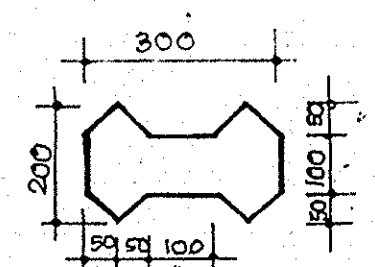
P-10 ✓



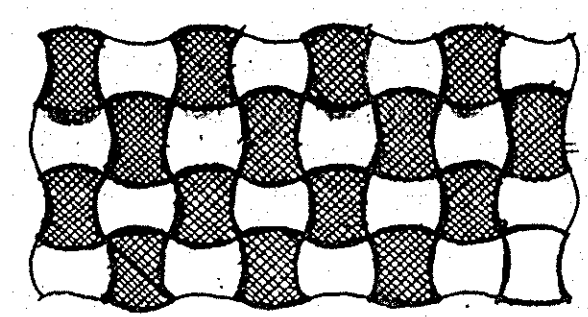
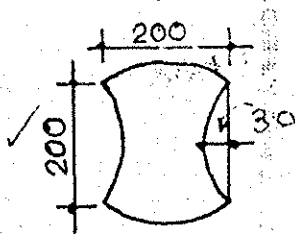
P-11 ✓



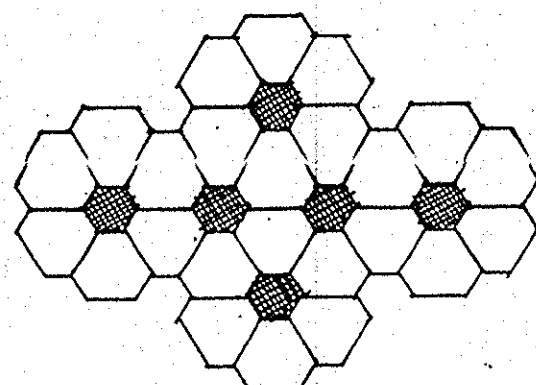
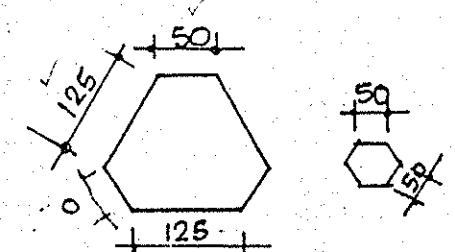
P-5-A



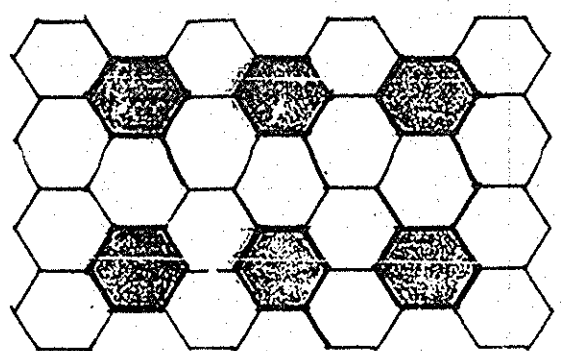
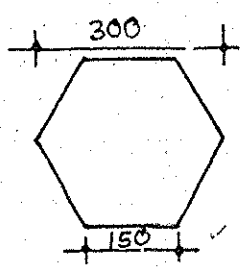
P-6 ✓




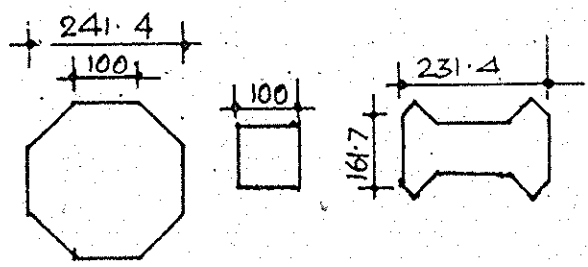
P-7 ✓




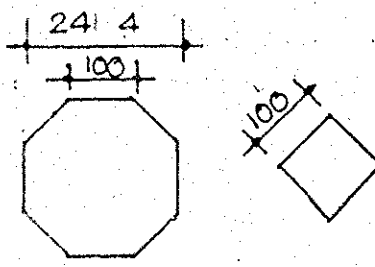
P-8 ✓




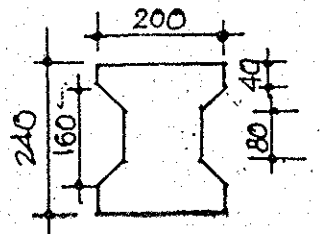
P-1 ✓



P-2 ✓



P-3 ✓



P-4 ✓

INTERLOCKING CONCRETE TILES

PLANS AND PART TYPICAL PATTERN.

DRN : S.VELHU	CHIEF ENGINEER PUNE ZONE PUNE	DATE
TCD :		8-10-2001
CKD :		SCALE
CD :		1:15, 1:30

S. Morath
CHIEF D.MAN

[Signature]
SENIOR ARCHITECT
FOR CHIEF ENGINEER PUNE ZONE